

## WTD Display 55Y

(W-D55-Y)

# Contents.

01.

**Product Overview**

About Transparent OLED  
System Architecture  
Packaging Design  
Additional Accessories

02.

**Installation**

Unpacking and Handling  
Environmental Requirements  
Installation Guidelines  
Installation Disclaimer

03.

**Operation**

Basic Operation  
Remote Control Usage  
External Device Connection  
Touch Screen Operation  
Content Development Guidelines

04.

**Technical Information**

Specifications  
Dimensional Drawings  
Troubleshooting Guide  
Maintenance Instructions

05.

**Support Information**

Technical Support  
After-Sales Service  
Regulatory Compliance  
Imprint

01.

## Product Overview





## About Transparent OLED

Transparent OLED (Organic Light Emitting Diode) technology is a display technology that emits light without the need for a backlight or enclosure. This enables ultra-thin screens with high transparency, seamlessly integrating into various environments.

### Key advantages of Transparent OLED include:

- Self-emissive display: Each pixel emits its own light, offering deep contrast and vibrant colors.
- High transparency: With 43% light transmissivity, the design enables a clear, unobstructed view of objects, scenes, or other digital screens located behind the display.
- Wide viewing angles: Offers a 178° viewing angle, ensuring consistent image quality and brightness from nearly any perspective.



# WTD Display 55Y

The W-D55-Y is a 55-inch innovative desktop transparent OLED display with exceptional visual performance:

**Superior Image Quality**

- High contrast technology ensures sharp and vibrant visuals across various lighting conditions.

**Dynamic Display**

- High brightness and rich color rendering deliver an immersive visual experience.

**Interactive Design**

- Touch-enabled, allowing users to swipe, zoom, and select content, making it suitable for information displays, education, and entertainment.



## THE ANCIENT GREEKS WERE PASSIONATE ABOUT TALKING ABOUT LOVE

THINKING ABOUT LOVE, AND PURSUING LOVE, AND LOVE SEEMED TO THEM TO BE A SWEET PAIN IN THE ASS, AN INTOXICATING ANNOYANCE BESTOWED UPON THEM BY GOD. WITH THE LACK OF EDUCATION AT THE TIME OF THE WOMAN TO ESTABLISH A LOVE RELATIONSHIP DIFFICULT, AS WELL AS A UNIQUE UNDERSTANDING OF BEAUTY, MAKING THE GREEK MEN THAT THOSE ENERGETIC, FULL OF VITALITY, AND A SLIGHT HINT OF SHYNESS OF THE HANDSOME TEENAGE MEN IS MORE IDEAL OBJECT OF AFFECTION. THIS KIND OF LOVE BETWEEN MEN OFTEN WENT BEYOND PHYSICAL DESIRE TO MORE INTELLECTUAL AND EMOTIONAL ADMIRATION AND CONNECTION. MUTUAL FAVOR AND ATTACHMENT AMONG YOUNG MEN WOULD OFTEN BAFFLE CONTEMPORARY PEOPLE. BUT IT WAS SUCH A PIOUS, THOUGHTFUL, AND DYNAMIC PEOPLE WHO, FOR THE FIRST TIME IN HUMAN HISTORY, INTERPRETED LOVE LIKE A SONG, AND FOR THE FIRST TIME GAVE IT RATIONAL THOUGHT AND RAISED IT TO THE HEIGHTS OF PHILOSOPHY.



# System Architecture

The W-D55-Y system comprises the following key components:

### Transparent OLED Panel

- Supports HD resolution with sharp, clear images.
- Covered with durable, anti-reflective tempered glass.
- Lightweight design with scratch-resistant properties.

### Touchscreen Functionality

- Supports 10-point touch functionality on both Windows or Android systems.

### Connectivity Options

- Includes multiple interfaces, such as USB, HDMI ,and RS-232, to enable seamless connection with external devices.

### Thermal Management

- Built-in ventilation system to ensure safe operating temperatures.






# Packaging Design

WTD Display's innovative packaging solution combines product protection environmental sustainability:

- Innovative easy-unbox design for enhanced user experience
- Optimized cushioning structure for maximum screen protection
- Fully reusable packaging materials, demonstrating our commitment to environmental protection





# Additional Accessories

Included in the package:

- 1 × Power cable
- 1 × Remote control
- 1 × Certificate and Warranty card

Optional Accessories (Available for Purchase):

- External OPS Module: Equipped with a high-performance processor and graphics card for smooth video playback and interactive applications. Pre-installed with Windows 10 and necessary software tools.
- Lint-free Cloths: Designed to clean the screen without leaving fibers or dust.
- Flight Case: A durable case for safe transportation and storage of the display unit.

E ANCIENT GREEKS WERE PASSIONATE ABOUT TALKING ABOUT LOVE

ING ABOUT LOVE, AND PURSUING LOVE, AND LOVE SEEMED TO THEM TO BE A SWEET PAIN IN THE ASS AN INTOXICATING ANNOYANCE

WED UP FOR THEM BY GOD. WITH THE LACK OF EDUCATION AT THE TIME OF THE WOMAN TO ESTABLISH A LOVE RELATIONSHIP DIFFICULT,

AS A THOUGHT UNDERSTANDING OF BEAUTY MAKING THE GREEK MEN THAT THOSE ENERGETIC PART OF MATHS AND A SLIGHT HINT OF SHYNESS



# 02.

## Installation



# Unpacking and Handling

## Shipping Box

- The W-D55-Y is packaged in a honeycomb box placed inside a wooden crate, with multiple foam sections inside the honeycomb box for added stability and protection. Arrow markings on the crate indicate the correct orientation for unpacking .

## Unpacking

- Open all fasteners on the wooden crate, remove the honeycomb box, and place it upright as indicated by the arrow markings.
- Remove the lid of the honeycomb box and take out the protective foam covering the display.

## Handling

- Lift the display by its base or designated support points. Avoid applying pressure to the screen or other delicate components during this process.
- Always carry the display with at least two people to minimize the risk of damage.





# Environmental Requirements

W-D55-Y is designed for indoor use only. To maintain optimal performance, follow these environmental guidelines:

### Temperature and Humidity

- Operating temperature: 0°C to 45°C (32°F to 113°F).
- Humidity: 10% to 90% (non-condensing).

### Light Exposure

- Avoid direct sunlight or exposure to ultraviolet (UV) light, as it can reduce the display's lifespan and performance.
- For the best transparency effect, ensure adequate lighting behind the screen to highlight background objects or scenes.

### Ventilation

- Maintain sufficient space around the display to allow proper airflow. Do not block the ventilation openings or place objects too close to the display, as this could increase internal temperatures.

### Heat Sources

- Keep the display away from heat sources such as radiators, stoves, or other devices that generate excessive heat.

## THE ANCIENT GREEKS WERE PASSIONATE ABOUT TALKING ABOUT LOVE

THINKING ABOUT LOVE, AND PURSUING LOVE. AND LOVE SEEMED TO THEM TO BE A SWEET PAIN IN THE ASS, AN INTOXICATING ANNOYANCE

BESTOWED UPON THEM BY GOD. WITH THE LACK OF EDUCATION AT THE TIME OF THE WOMAN TO ESTABLISH A LOVE RELATIONSHIP DIFFICULT,

AS WELL AS A UNIQUE UNDERSTANDING OF BEAUTY, MAKING THE GREEK MEN THAT THOSE ENERGETIC, FULL OF VITALITY, AND A SLIGHT HINT OF SHYNESS

OF THE HANDSOME TEENAGE MEN IS MORE IDEAL OBJECT OF AFFECTION. THIS KIND OF LOVE BETWEEN MEN OFTEN WENT BEYOND

PHYSICAL DESIRE TO MORE INTELLECTUAL AND EMOTIONAL ADMIRATION AND CONNECTION. MUTUAL FAVOR AND ATTACHMENT

AMONG YOUNG MEN WOULD OFTEN BAFFLE CONTEMPORARY PEOPLE. BUT IT WAS SUCH A PIOUS, THOUGHTFUL, AND DYNAMIC

PEOPLE WHO, FOR THE FIRST TIME IN HUMAN HISTORY, INTERPRETED LOVE LIKE A SONG, AND FOR THE FIRST TIME GAVE IT RATIONAL

THOUGHT AND RAISED IT TO THE HEIGHTS OF PHILOSOPHY.



# Installation Guidelines

## Place Display

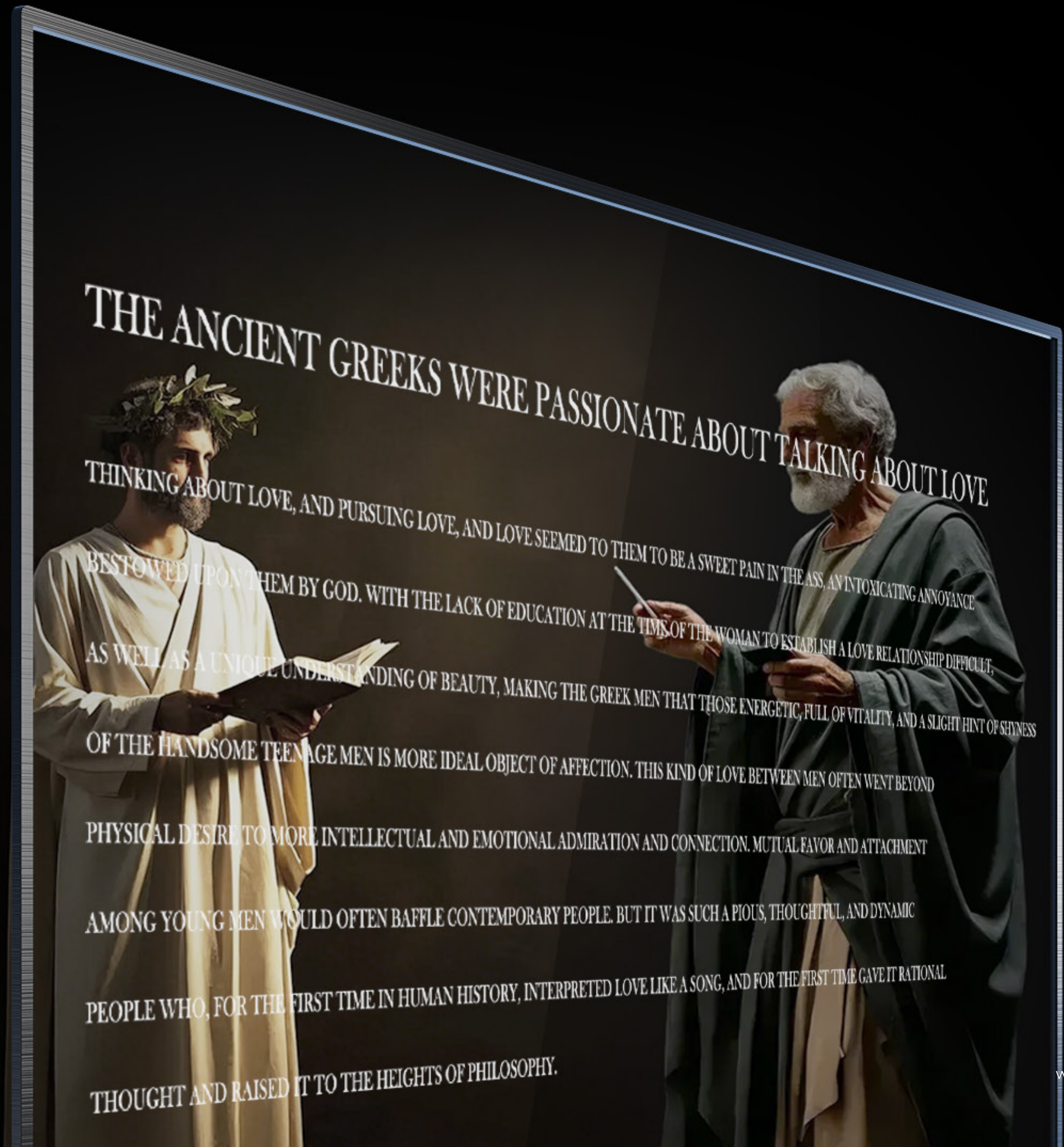
- Place the display on a flat ,stable surface that can support its weight. Leave some space around the display for ventilation.

## Connections and Setup

- Connect the display to a power source using the provided power cable.
- Use HDMI or other compatible cables to connect external devices such as media players or computers. Ensure all connections are secure and properly aligned.

# Installation Disclaimer

Proper installation and operation are the customer's responsibility. Failure to follow the instructions in this manual or installation in a manner not described here may result in equipment damage or unsafe conditions for which the customer will be held liable.





**03.**

**Operation**



# Basic Operation

## Power On/Off

- Power On: Press the power switch to start the display. Ensure the power connection is secure.
- Power Off: Press the power switch to turn off the display.

## Adjusting Display Settings

- Adjust brightness, contrast, and other display parameters through the menu interface.
- Optimize settings based on ambient lighting and usage requirements to achieve the best visual experience.

## Basic Operation Precautions

- Regularly check cable connections to ensure they are secure and undamaged.





# External Device Connection

## Common Connection Methods

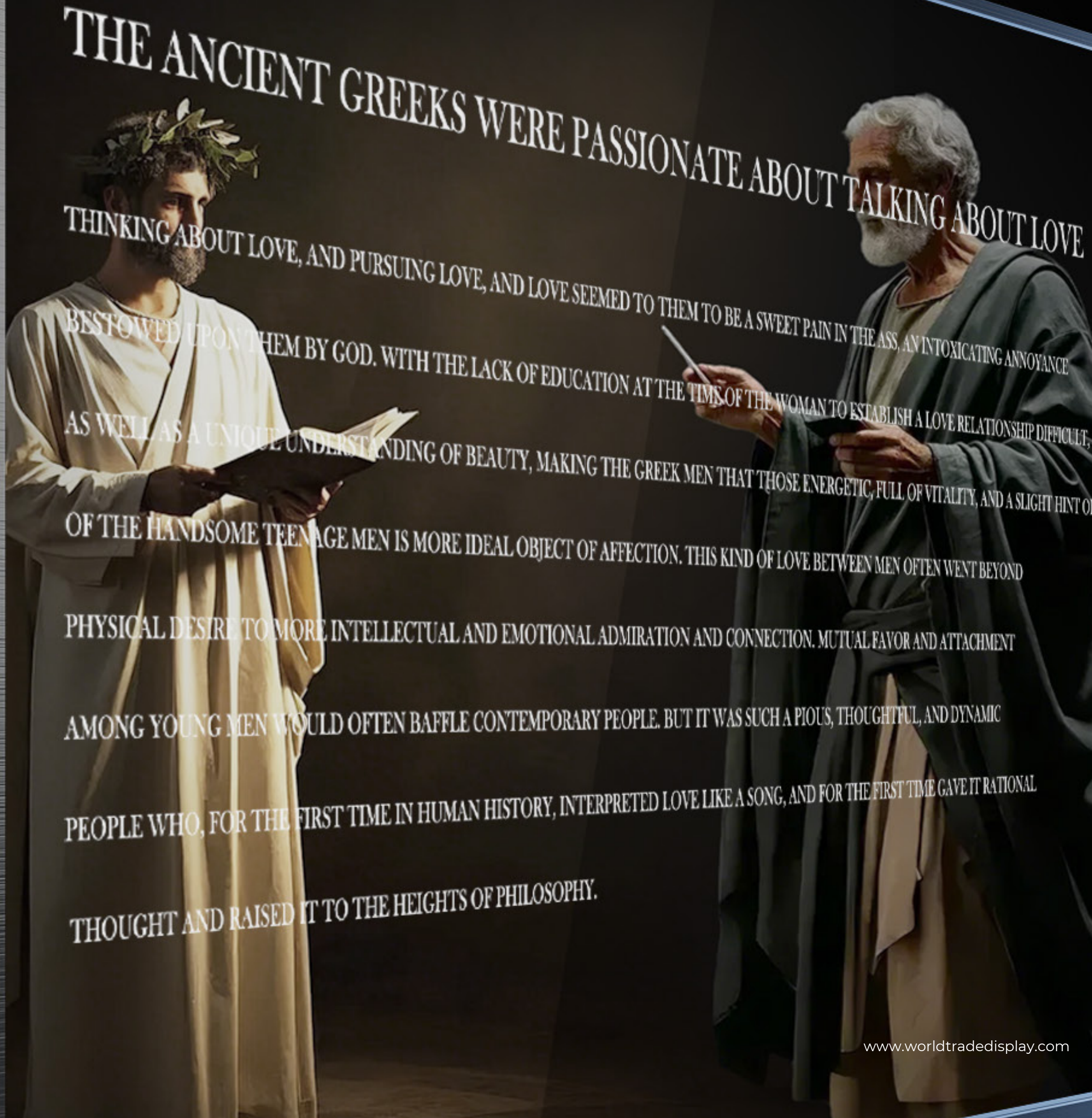
- HDMI: For connecting computers, media players, or gaming consoles.
- USB: For connecting USB drives , mouse devices or other external storage devices to play media files

## Connection Steps

- Select the appropriate interface and connect the external device to the corresponding port on the display.
- Power on the display and select the relevant input source. If the device is properly connected, the display will automatically detect it.

## Precautions

- Ensure all connections are stable to avoid signal loss or display issues.
- Disconnect the power before changing device connections to ensure safety.





# Touch Screen Operation

## Basic Operations

- Tap: Gently touch the screen once to select or activate a target element.
- Drag: Touch and slide on the screen to move content or interface elements.

## Screen Responsiveness

- The touch screen supports up to 10-point touch,ensuring precise and simultaneous recognition of multiple touch inputs.

## Precautions

- Ensure your fingers are clean to maintain touch accuracy.
- Avoid using sharp objects on the screen to prevent scratches on the display surface.

THE ANCIENT GREEKS WERE PASSIONATE ABOUT

THINKING ABOUT LOVE, AND PURSUING LOVE, AND LOVE SEEMED TO THEM TO BE A SWEET PAIN

BESTOWED UPON THEM BY GOD. WITH THE LACK OF EDUCATION AT THE TIME OF THE WOMAN T

AS WELL AS A UNIQUE UNDERSTANDING OF BEAUTY, MAKING THE GREEK MEN THAT THOSE ENER

OF THE HANDSOME TEENAGE MEN IS MORE IDEAL OBJECT OF AFFECTION. THIS KIND OF LOVE BET

PHYSICAL DESIRE TO MORE INTELLECTUAL AND EMOTIONAL ADMIRATION AND CONNECTION. MU

AMONG YOUNG MEN WOULD OFTEN BAFFLE CONTEMPORARY PEOPLE. BUT IT WAS SUCH A PIOUS,

PEOPLE WHO, FOR THE FIRST TIME IN HUMAN HISTORY, INTERPRETED LOVE LIKE A SONG, AND FO

THOUGHT AND RAISED IT TO THE HEIGHTS OF PHILOSOPHY.



# Content Development Guidelines

## Resolution and Aspect Ratio

- Match the content resolution to the display resolution to prevent stretching or blurring.
- Use high-definition formats (1080p or above) to maximize the display's capabilities.

## Background and Contrast

- For transparent displays, ensure moderate background brightness so content is clearly visible.
- Adjust content contrast to avoid extremes, ensuring a comfortable viewing experience.

## Dynamic Content

- Always use dynamic content to extend the display's lifespan and maintain optimal performance.
- Avoid displaying static images for prolonged periods to reduce the risk of image retention or burn-in.

## Color and Clarity

- Use appropriate color saturation in the content to maintain excellent visual effects on the transparent display.
- Ensure text and graphics are clear and legible, avoiding overly small fonts or intricate designs.

## Testing and Optimization

- Conduct thorough testing before presenting content to ensure optimal display performance under various lighting conditions.
- Adjust the brightness and contrast of the content based on the actual usage environment.





04.

## Technical Information



# Specifications

## WTD Display 55Y (W-D55-Y)

### Transparent OLED Panel

- Resolution: 1920 x 1080
- Aspect Ratio: 16:9
- Screen Size: 55 inches
- Luminance: 600/200 cd/m² (Center 1 point, Typ.)
- Pixel Pitch: 0.630 mm x 0.630 mm
- Viewing Angle: 178°H,V
- Color Gamut: 90%
- Color Depth: 10bit (R), 1.07 billion colors
- Lifetime: 30,000 hours

### Front Glass

- Glass Type: 6mm Tempered Glass

### Touchscreen

- Touch Technology: Capacitive Touch
- Touch Points Supported: 10

### Display Interfaces

- USB × 2 / HDMI × 2 / RS-232 IN × 1 / RS-232 OUT × 1 / DC × 1

### Environmental Conditions

- Optimum storage temperature: 5°C to 35°C
- Operating Temperature: 0°C ~ 45°C
- Humidity: 10% ~ 90% RH (non-condensing)

### Dimensions & Weight

- Total Dimensions: See Dimensional Drawings
- Screen Dimensions: 1222 mm x 699 mm
- Weight: 34 Kg (Actual weight may vary)





# Troubleshooting Guide

## Power Issues

- Ensure the power cable is securely connected.
- Verify that the power outlet is functioning properly.

## No Display or Black Screen

- Check all cable connections to ensure they are secure and free of damage.
- Confirm the correct input source is selected.
- Adjust brightness and contrast settings as needed.

## Display Flickering

- Ensure the input signal is stable.
- Inspect the cables for damage.
- Adjust the display's refresh rate settings if applicable.

## Unresponsive Touchscreen

- Clean the touchscreen surface to remove any dirt or obstacles.
- Restart the display to reset touchscreen functionality.
- Ensure that the touch driver is correctly installed.

## Image Retention

- Avoid displaying static images for extended periods. Use dynamic content instead.

If issues persist, please contact customer support for further assistance.  
Email: [marketing@worldtradedisplay.com](mailto:marketing@worldtradedisplay.com)





# Maintenance Instructions

## Cleaning the Display Glass

- Use a soft, lint-free cloth or tissue.
- Use high-quality glass cleaners designed for OLED screens, or high-purity isopropyl alcohol (IPA).
- Do not mix IPA with glass cleaner. Use separate cloths for different cleaning agents to avoid cross-contamination.
- Caution: IPA is flammable. Do not use near open flames or other ignition sources.

## Cleaning Procedure

- Avoid letting cleaning agents seep into the gaps between the display glass and the casing, into the layer between the front and rear glass, or come into contact with the electronic base, as this may damage the OLED screen.
- Apply a small amount of cleaning solution or IPA onto the cloth (do not spray directly onto the glass surface).
- Begin cleaning from one side of the screen, using circular motions for even coverage.
- If stains persist, increase the amount of cleaning agent slightly and use a clean cloth for a second attempt.

## Additional Notes

- Regular cleaning ensures optimal visual performance and preserves touchscreen sensitivity.
- Disconnect the display's power supply and allow the screen to cool before cleaning.





05.

## Support Information



# Technical Support

Our professional technical support team is available to assist you with any issues related to this product.

For inquiries or technical support, please contact us via:

Email: [support@worldtradedisplay.com](mailto:support@worldtradedisplay.com)

Service Hours: We are available during business days and will respond within 12 hours.

You can also learn more about our products on our website: [www.worldtradedisplay.com](http://www.worldtradedisplay.com)

THE ANCIENT GREEKS WERE PASSIONATE ABOUT TALKING ABOUT LOVE

THINKING ABOUT LOVE, AND PURSUING LOVE, AND LOVE SEEMED TO THEM TO BE A SWEET PAIN IN THE ASS, AN INTOXICATING ANNOYANCE



# After-Sales Service

## WTD Boost Your Resources

One of our main priorities is the recruitment and technical training of talented people and at the same time to offer advanced technical support to our customers.

With its own specific organization internally, World Trade Display ensures accurate technical support service, maintenance & monitoring “Worldwide” and best meets customer’s needs in various sectors.

The request of the R.M.A. number is part of a process for the replacement and/or repair of any defe

For detailed terms and execution procedures, please refer to our comprehensive Support & Sales Policy: [www.worldtradedisplay.com/en/support](http://www.worldtradedisplay.com/en/support)





# Regulatory Compliance

## Environmental and Safety Standards

- The OLED screen we offer complies with internationally recognized environmental and safety regulations, including but not limited to:
  - CE (Conformité Européenne): Indicates compliance with health, safety, and environmental protection standards for products sold within the European Economic Area.
  - FCC (Federal Communications Commission): Ensures compliance with standards that prevent harmful interference in the United States.
  - RoHS (Restriction of Hazardous Substances Directive): Guarantees the product does not contain hazardous substances exceeding permissible limits.

## User Responsibility and Local Regulations

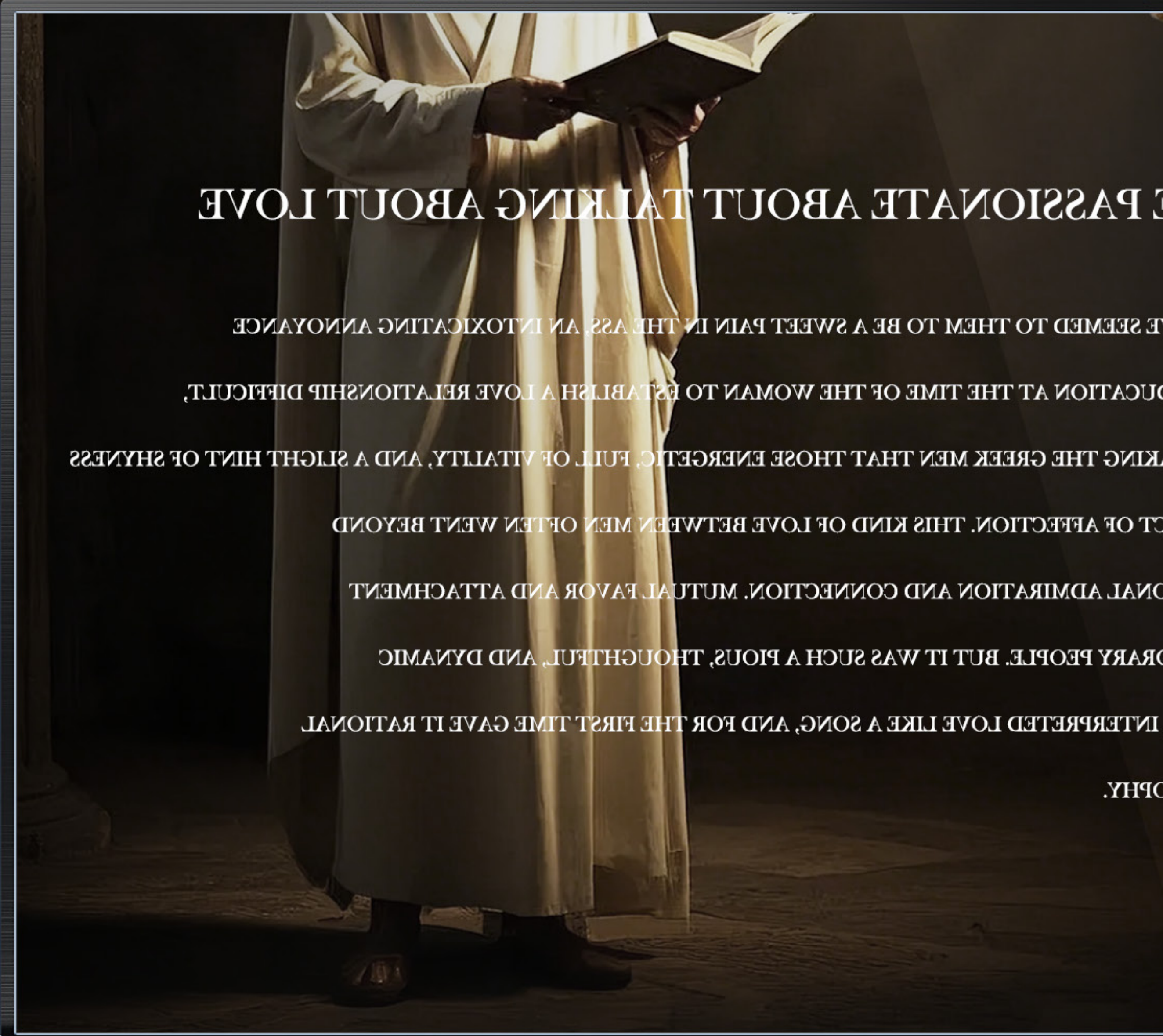
- Users are responsible for complying with all applicable national and regional laws and regulations when using this product, including but not limited to e-waste recycling, environmental protection, and related industry standards.

## Product Certification Information

- Certifications for this product may vary by region. For more information or certification documents, please contact us at: [marketing@worldtradedisplay.com](mailto:marketing@worldtradedisplay.com)

## Disclaimer

- This manual is provided "as is" without any explicit or implied warranties or guarantees. While every effort has been made to ensure the accuracy of the content, World Trade Display shall not be liable





# Imprint

**Company Name:**World Trade Display Srl

**Contact Email:**[marketing@worldtradedisplay.com](mailto:marketing@worldtradedisplay.com)

**Official Website:**[www.worldtradedisplay.com](http://www.worldtradedisplay.com)

